

Transcoding Services Invocation in the Session Initiation Protocol Using Third Party Call Control

Status of this Memo

This document is an Internet-Draft and is in full conformance with all provisions of Section 10 of RFC2026.

Internet-Drafts are working documents of the Internet Engineering Task Force (IETF), its areas, and its working groups. Note that other groups may also distribute working documents as Internet-Drafts.

Internet-Drafts are draft documents valid for a maximum of six months and may be updated, replaced, or obsoleted by other documents at any time. It is inappropriate to use Internet-Drafts as reference material or to cite them other than as “work in progress.”

To view the list Internet-Draft Shadow Directories, see <http://www.ietf.org/shadow.html>.

Copyright Notice

Copyright (c) The Internet Society (2003). All Rights Reserved.

Abstract

This document describes how to invoke transcoding services using SIP and third party call control. This way of invocation meets the requirements for SIP regarding transcoding services invocation to support deaf, hard of hearing and speech-impaired individuals.

Contents

1	Introduction	3
2	General Overview	3
3	Third Party Call Control Flows	3
3.1	Terminology	3
3.2	Callee's Invocation	4
3.3	Caller's Invocation	8
3.4	Receiving the Original Stream	8
3.5	Transcoding Services in Parallel	10
3.6	Transcoding Services in Serial	13
4	Security Considerations	13
5	Authors' Addresses	15

1 Introduction

The framework for transcoding with SIP [?] (draft-camarillo-sipping-transc-framework) describes how two SIP UAs can discover incompatibilities that prevent them from establishing a session (e.g., lack of support for a common codec or for a common media type). When such incompatibilities are found, the UAs need to invoke transcoding services to successfully establish the session. 3pcc (third party call control) [1] is one way to perform such invocation.

2 General Overview

In the 3pcc model for transcoding invocation, a transcoding server that provides a particular transcoding service (e.g., speech-to-text) is identified by a URI. A UA that wishes to invoke that service sends an INVITE request to that URI establishing a number of media streams. The session description generated by the UA also contains information about how to map those media streams. That is, which media streams need to be considered input and which output.

Providing this last piece of information (the mapping of media streams) may seem superfluous in situation where the mapping is obvious (e.g., an offer sent to a speech-to-text server with a receive-only text stream and a send-only audio stream). However, providing that information explicitly allows providing more complex services than that. For example, in a session description with two audio streams and one text stream, a possible mapping would be the following: the information received over the first audio stream should be sent over the text stream and over the second audio stream, and the incoming text should be sent only over the first audio stream. SDP [2] can convey this information using the source and sink attributes [3].

All the call flows in this document use SDP. The same call flows could be used with another session description protocol that provided similar session description capabilities.

3 Third Party Call Control Flows

Given two UAs (A and B) and a transcoding server (T), the invocation of a transcoding service consists of establishing two sessions; A-T and T-B. How these sessions are established depends on which party, the caller (A) or the callee (B), invokes the transcoding services. Section 3.2 deals with callee invocation and Section 3.3 deals with caller invocation.

In all our 3pcc flows we have followed a general principle; a 200 (OK) response from the transcoding service have to be received before contacting the callee. This tries to ensure that the transcoding service will be available when the callee accepts the session.

However, the transcoding service does not know the exact type of transcoding it will be performing until the callee accepts the session. Therefore, there are always chances of failing to provide transcoding services after the callee has accepted the session. A system with tough requirements could use preconditions to avoid this situation. When preconditions are used, the callee is not alerted until everything is ready for the session.

3.1 Terminology

All the flows in this document follow the naming convention below:

SDP A: A session description generated by A. It contains, among other things, the transport address/es (IP address and port number) where A wants to receive media for each particular

stream.

SDP B: A session description generated by B. It contains, among other things, the transport address/es where B wants to receive media for each particular stream.

SDP A+B: A session description that contains, among other things, the transport address/es where A wants to receive media and the transport address/es where B wants to receive media.

SDP TA: A session description generated by T and intended for A. It contains, among other things, the transport address/es where T wants to receive media from A.

SDP TB: A session description generated by T and intended for B. It contains, among other things, the transport address/es where T wants to receive media from B.

SDP TA+TB: A session description generated by T that contains, among other things, the transport address/es where T wants to receive media from A and the transport address/es where T wants to receive media from B.

3.2 Callee's Invocation

In this scenario, B receives an INVITE from A, and B decides to introduce T in the session. Figure 1 shows the call flow for this scenario.

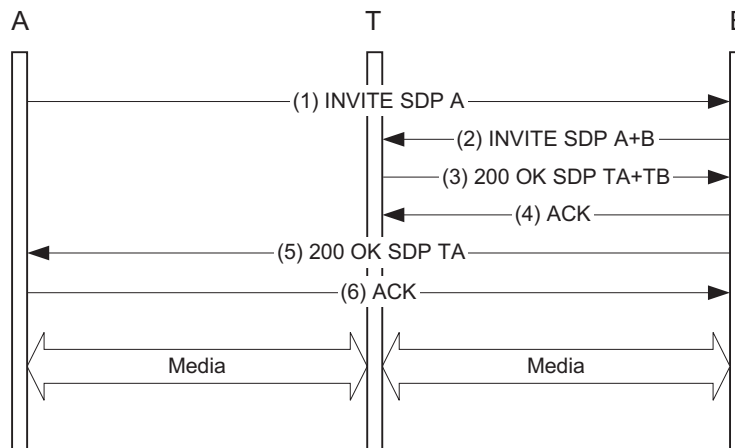


Figure 1: Callee's invocation of a transcoding service

In Figure 1, A can both hear and speak and B is a deaf user with a speech impairment. A proposes to establish a session that consists of an audio stream (1). B wants to send and receive only text, so it invokes a transcoding service T that will perform both speech-to-text and text-to-speech conversions (2). The session descriptions of Figure 1 are partially shown below.

(1) INVITE SDP A

```

m=audio 20000 RTP/AVP 0
c=IN IP4 A.domain.com
  
```

(2) INVITE SDP A+B

```
m=audio 20000 RTP/AVP 0
c=IN IP4 A.domain.com
a=source:1
a=sink:2
m=text 40000 RTP/AVP 96
c=IN IP4 B.domain.com
a=rtpmap:96 t140/1000
a=source:2
a=sink:1
```

(3) 200 OK SDP TA+TB

```
m=audio 30000 RTP/AVP 0
c=IN IP4 T.domain.com
a=source:1
a=sink:2
m=text 30002 RTP/AVP 96
c=IN IP4 T.domain.com
a=rtpmap:96 t140/1000
a=source:2
a=sink:1
```

(5) 200 OK SDP TA

```
m=audio 30000 RTP/AVP 0
c=IN IP4 T.domain.com
```

Four media streams (i.e., two bi-directional streams) have been established at this point:

1. Audio from A to T.domain.com:30000
2. Text from T to B.domain.com:40000
3. Text from B to T.domain.com:30002
4. Audio from T to A.domain.com:20000

When either A or B decide to terminate the session, B will send a BYE to T indicating that the session is over.

If the first INVITE (1) received by B is empty (no session description), the call flow is slightly different. Figure 2 shows the messages involved.

B may have different reasons for invoking T before knowing A's session description. B may want to hide its capabilities, and therefore it wants to return a session description with all the codecs B supports plus all the codecs T supports. Or T may provide recording services (besides transcoding), and B wants T to record the conversation, regardless of whether or not transcoding is needed.

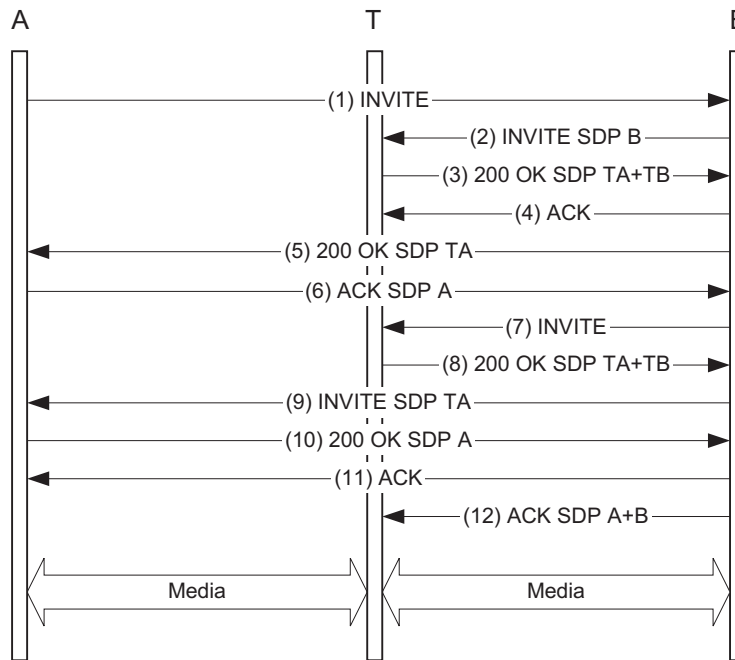


Figure 2: Callee's invocation after initial INVITE without SDP

This scenario (Figure 2) is a bit more complex than the previous one. In INVITE (2), B still does not have SDP A, so it cannot provide T with that information. When B finally receives SDP A in (6), it has to send it to T. B sends an empty INVITE to T (7) and gets a 200 OK with SDP TA+TB (8). In general, this SDP TA+TB can be different than the one that was sent in (3). That is why B needs to send the updated SDP TA to A in (9). A then sends a possibly updated SDP A (10) and B sends it to T in (12). However, if T happens to return the same SDP TA+TB in (8) as in (3), B can skip messages (9), (10) and (11). Therefore, implementors of transcoding services are encouraged to return the same session description in (8) as in (3) in this type of scenario. The session descriptions of this flow are shown below:

(2) INVITE SDP A+B

```

m=audio 20000 RTP/AVP 0
c=IN IP4 0.0.0.0
a=source:1
a=sink:2
m=text 40000 RTP/AVP 96
c=IN IP4 B.domain.com
a=rtpmap:96 t140/1000
a=source:2
a=sink:1

```

(3) 200 OK SDP TA+TB

```
m=audio 30000 RTP/AVP 0
c=IN IP4 T.domain.com
a=source:1
a=sink:2
m=text 30002 RTP/AVP 96
c=IN IP4 T.domain.com
a=rtpmap:96 t140/1000
a=source:2
a=sink:1
```

(5) 200 OK SDP TA

```
m=audio 30000 RTP/AVP 0
c=IN IP4 T.domain.com
```

(6) ACK SDP A

```
m=audio 20000 RTP/AVP 0
c=IN IP4 A.domain.com
```

(8) 200 OK SDP TA+TB

```
m=audio 30004 RTP/AVP 0
c=IN IP4 T.domain.com
a=source:1
a=sink:2
m=text 30006 RTP/AVP 96
c=IN IP4 T.domain.com
a=rtpmap:96 t140/1000
a=source:2
a=sink:1
```

(9) INVITE SDP TA

```
m=audio 30004 RTP/AVP 0
c=IN IP4 T.domain.com
```

(10) 200 OK SDP A

```
m=audio 20002 RTP/AVP 0
c=IN IP4 A.domain.com
```

(12) ACK SDP A+B

```
m=audio 20002 RTP/AVP 0
c=IN IP4 A.domain.com
```

```
a=source:1
a=sink:2
m=text 40000 RTP/AVP 96
c=IN IP4 B.domain.com
a=rtpmap:96 t140/1000
a=source:2
a=sink:1
```

Four media streams (i.e., two bi-directional streams) have been established at this point:

1. Audio from A to T.domain.com:30004
2. Text from T to B.domain.com:40000
3. Text from B to T.domain.com:30006
4. Audio from T to A.domain.com:20002

3.3 Caller's Invocation

In this scenario, A wishes to establish a session with B using a transcoding service. A uses 3pcc to set up the session between T and B. The call flow we provide here is slightly different than the ones in [1]. In [1], the controller establishes a session between two user agents, being the user agents the ones deciding the characteristics of the streams. Here, A wants to establish a session between T and B, but A wants to decide how many and which types of streams are established. That is why A sends its session description in the first INVITE (1) to T, as opposed to the media-less initial INVITE recommended by [1]. Figure 3 shows the call flow for this scenario.

We do not include the session descriptions of this flow, since they are very similar to the ones in Figure 2. In this flow, if T returns the same SDP TA+TB in (8) as in (2), messages (9), (10) and (11) can be skipped.

3.4 Receiving the Original Stream

Sometimes, as pointed out in the requirements for SIP in support of deaf, hard of hearing and speech-impaired individuals [4], a user wants to receive both the original stream (e.g., audio) and the transcoded stream (e.g., the output of the speech-to-text conversion). There are various possible solutions for this problem. One solution consists of using the SDP group attribute with FID semantics [5]. FID allows requesting that a stream is sent to two different transport addresses in parallel, as shown below:

```
a=group:FID 1 2
m=audio 20000 RTP/AVP 0
c=IN IP4 A.domain.com
a=mid:1
m=audio 30000 RTP/AVP 0
c=IN IP4 T.domain.com
a=mid:2
```

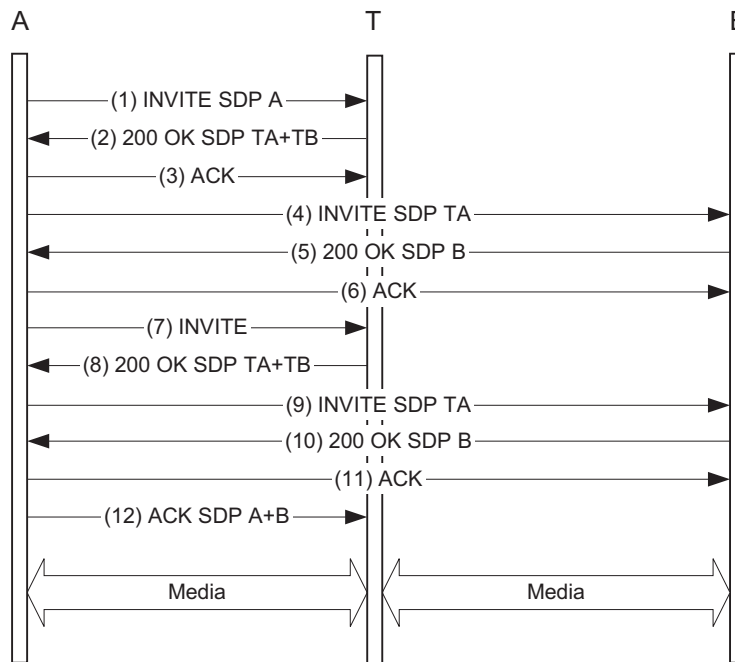



Figure 3: Caller's invocation of a transcoding service

The problem with this solution is that the majority of the SIP user agents do not support FID. And even if FID is supported, many user agents do not support sending simultaneous copies of the same media stream at the same time. In addition to that, both copies of the stream need to use the same codec.

Therefore, we recommend that T (instead of a user agent) replicates the media stream. The following session description requests T to perform speech-to-text and text-to-speech conversions between the first audio stream and the text stream. In addition, it requests T to copy of the first audio stream to the second audio stream and send it to A.

```

m=audio 40000 RTP/AVP 0
c=IN IP4 B.domain.com
a=source:1
a=sink:2
m=audio 20000 RTP/AVP 0
c=IN IP4 A.domain.com
a=recvonly
a=sink:1
m=text 20002 RTP/AVP 96
c=IN IP4 A.domain.com
a=rtpmap:96 t140/1000
a=source:2
a=sink:1

```

3.5 Transcoding Services in Parallel

Transcoding services sometimes consist of human relays (e.g., a person performing speech-to-text and text-to-speech conversions for a session). If the same person is involved in both conversions (i.e., from A to B and from B to A), he or she has access to all the conversation. In order to provide some degree of privacy, sometimes two different persons are allocated to do the job (i.e., one person handles A->B and the other B->A). This type of disposition is also useful for automated transcoding services, where one machine converts text to synthetic speech (text-to-speech) and a different machine performs voice recognition (speech-to-text).

The scenario just described involves four different sessions; A-T1, T1-B, B-T2 and T2-A. Figure 4 shows the call flow where A invokes T1 and T2.

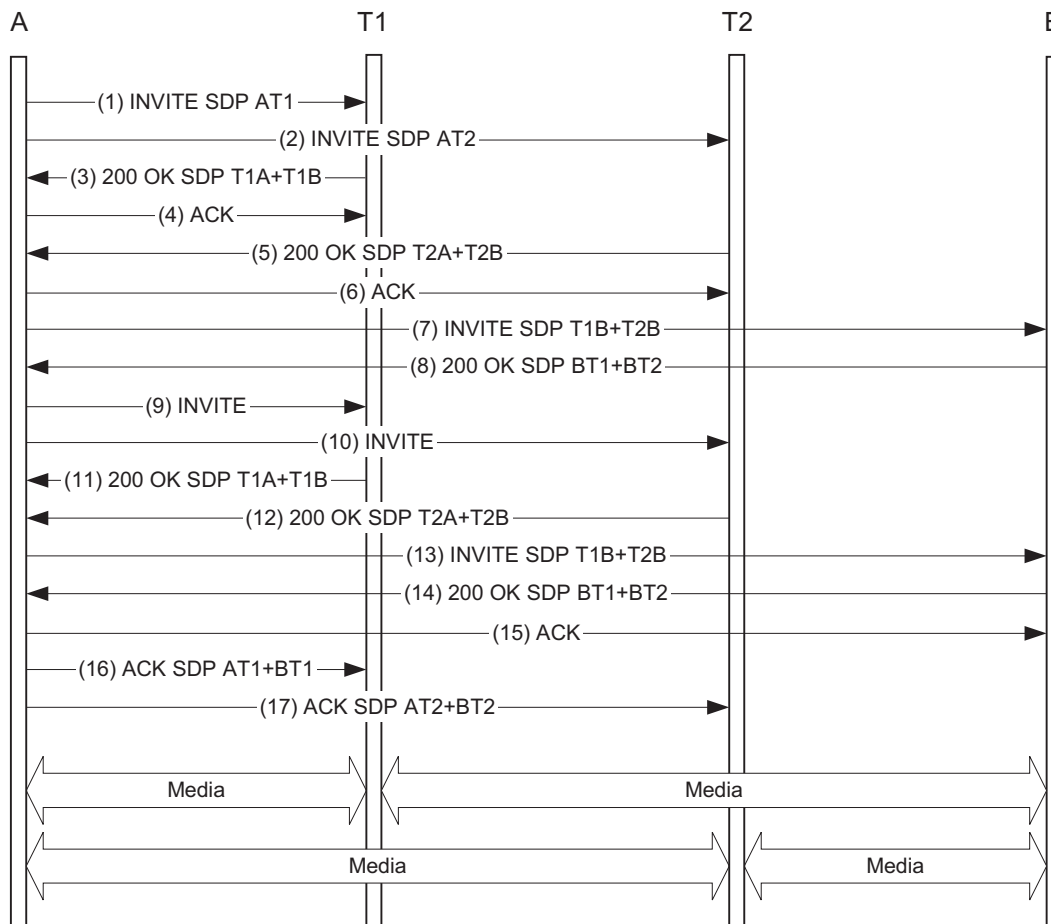


Figure 4: Transcoding services in parallel

(1) INVITE SDP AT1

```
m=text 20000 RTP/AVP 96
c=IN IP4 A.domain.com
a=rtpmap:96 t140/1000
```

```
a=sendonly
a=source:1
m=audio 20000 RTP/AVP 0
c=IN IP4 0.0.0.0
a=recvonly
a=sink:1
```

(2) INVITE SDP AT2

```
m=text 20002 RTP/AVP 96
c=IN IP4 A.domain.com
a=rtpmap:96 t140/1000
a=recvonly
a=sink:1
m=audio 20000 RTP/AVP 0
c=IN IP4 0.0.0.0
a=sendonly
a=source:1
```

(3) 200 OK SDP T1A+T1B

```
m=text 30000 RTP/AVP 96
c=IN IP4 T1.domain.com
a=rtpmap:96 t140/1000
a=recvonly
a=source:1
m=audio 30002 RTP/AVP 0
c=IN IP4 T1.domain.com
a=sendonly
a=sink:1
```

(5) 200 OK SDP T2A+T2B

```
m=text 40000 RTP/AVP 96
c=IN IP4 T2.domain.com
a=rtpmap:96 t140/1000
a=sendonly
a=sink:1
m=audio 40002 RTP/AVP 0
c=IN IP4 T2.domain.com
a=recvonly
a=source:1
```

(7) INVITE SDP T1B+T2B

```
m=audio 30002 RTP/AVP 0
```

```
c=IN IP4 T1.domain.com
a=sendonly
m=audio 40002 RTP/AVP 0
c=IN IP4 T2.domain.com
a=recvonly
```

(8) 200 OK SDP BT1+BT2

```
m=audio 50000 RTP/AVP 0
c=IN IP4 B.domain.com
a=recvonly
m=audio 50002 RTP/AVP 0
c=IN IP4 B.domain.com
a=sendonly
```

(11) 200 OK SDP T1A+T1B

```
m=text 30000 RTP/AVP 96
c=IN IP4 T1.domain.com
a=rtpmap:96 t140/1000
a=recvonly
a=source:1
m=audio 30002 RTP/AVP 0
c=IN IP4 T1.domain.com
a=sendonly
a=sink:1
```

(12) 200 OK SDP T2A+T2B

```
m=text 40000 RTP/AVP 96
c=IN IP4 T2.domain.com
a=rtpmap:96 t140/1000
a=sendonly
a=sink:1
m=audio 40002 RTP/AVP 0
c=IN IP4 T2.domain.com
a=recvonly
a=source:1
```

Since T1 have returned the same SDP in (11) as in (3) and T2 has returned the same SDP in (12) as in (5), messages (13), (14) and (15) can be skipped.

(16) ACK SDP AT1+BT1

```
m=text 20000 RTP/AVP 96
c=IN IP4 A.domain.com
a=rtpmap:96 t140/1000
```

```
a=sendonly
a=source:1
m=audio 50000 RTP/AVP 0
c=IN IP4 B.domain.com
a=recvonly
a=sink:1
```

(17) ACK SDP AT2+BT2

```
m=text 20002 RTP/AVP 96
c=IN IP4 A.domain.com
a=rtpmap:96 t140/1000
a=recvonly
a=sink:1
m=audio 50002 RTP/AVP 0
c=IN IP4 B.domain.com
a=sendonly
a=source:1
```

Four media streams have been established at this point:

1. Text from A to T1.domain.com:30000
2. Audio from T1 to B.domain.com:50000
3. Audio from B to T2.domain.com:40002
4. Text from T2 to A.domain.com:20002

Note that B, the user agent server, needs to support two media streams; one sendonly and the other recvonly. At present, some user agents, although they support a single sendrecv media stream, they do not support a different media line per direction. Implementers are encouraged to build support for this feature.

3.6 Transcoding Services in Serial

In a distributed environment, a complex transcoding service (e.g., English text to Spanish speech) is often provided by several servers. For example, one server performs English text to Spanish text translation, and its output is feed into a server that performs text-to-speech conversion. The flow in Figure 5 shows how A invokes T1 and T2.

4 Security Considerations

This document describes how to use third party call control to invoke transcoding services. It does not introduce new security considerations besides the ones discussed in [1].

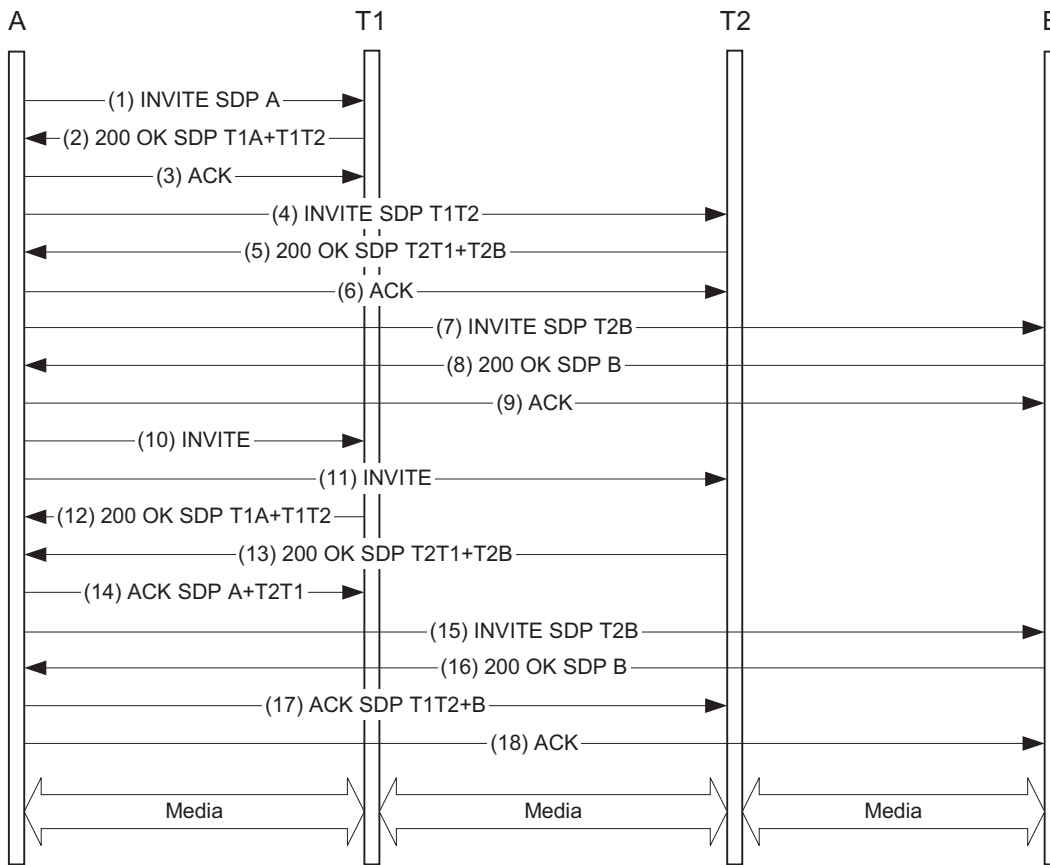


Figure 5: Transcoding services in serial

5 Authors' Addresses

Gonzalo Camarillo
Ericsson
Advanced Signalling Research Lab.
FIN-02420 Jorvas
Finland
electronic mail: Gonzalo.Camarillo@ericsson.com

Eric W. Burger
SnowShore Networks, Inc.
Chelmsford, MA
USA
electronic mail: eburger@snowshore.com

Henning Schulzrinne
Dept. of Computer Science
Columbia University 1214 Amsterdam Avenue, MC 0401
New York, NY 10027
USA
electronic mail: schulzrinne@cs.columbia.edu

Arnoud van Wijk
Viataal
Research & Development
Afdeling RDS
Theerestraat 42
5271 GD Sint-Michielsgestel
The Netherlands
electronic mail: a.vwijk@viataal.nl

References

- [1] J. Rosenberg, J. L. Peterson, H. Schulzrinne, and G. Camarillo, "Best current practices for third party call control in the session initiation protocol," internet draft, Internet Engineering Task Force, July 2003. Work in progress.
- [2] M. Handley and V. Jacobson, "SDP: session description protocol," RFC 2327, Internet Engineering Task Force, Apr. 1998.
- [3] G. Camarillo, H. Schulzrinne, and E. Burger, "The source and sink attributes for the session description protocol," internet draft, Internet Engineering Task Force, Sept. 2002. Work in progress.
- [4] N. Charlton, M. Gasson, G. Gybels, M. Spanner, and A. van Wijk, "User requirements for the session initiation protocol (SIP) in support of deaf, hard of hearing and speech-impaired individuals," RFC 3351, Internet Engineering Task Force, Aug. 2002.

- [5] G. Camarillo, J. Holler, G. Eriksson, and H. Schulzrinne, "Grouping of m lines in SDP," internet draft, Internet Engineering Task Force, Feb. 2002. Work in progress.

The IETF takes no position regarding the validity or scope of any intellectual property or other rights that might be claimed to pertain to the implementation or use of the technology described in this document or the extent to which any license under such rights might or might not be available; neither does it represent that it has made any effort to identify any such rights. Information on the IETF's procedures with respect to rights in standards-track and standards-related documentation can be found in BCP-11. Copies of claims of rights made available for publication and any assurances of licenses to be made available, or the result of an attempt made to obtain a general license or permission for the use of such proprietary rights by implementors or users of this specification can be obtained from the IETF Secretariat.

The IETF invites any interested party to bring to its attention any copyrights, patents or patent applications, or other proprietary rights which may cover technology that may be required to practice this standard. Please address the information to the IETF Executive Director.

Full Copyright Statement

Copyright (c) The Internet Society (2003). All Rights Reserved.

This document and translations of it may be copied and furnished to others, and derivative works that comment on or otherwise explain it or assist in its implementation may be prepared, copied, published and distributed, in whole or in part, without restriction of any kind, provided that the above copyright notice and this paragraph are included on all such copies and derivative works. However, this document itself may not be modified in any way, such as by removing the copyright notice or references to the Internet Society or other Internet organizations, except as needed for the purpose of developing Internet standards in which case the procedures for copyrights defined in the Internet Standards process must be followed, or as required to translate it into languages other than English.

The limited permissions granted above are perpetual and will not be revoked by the Internet Society or its successors or assigns.

This document and the information contained herein is provided on an "AS IS" basis and THE INTERNET SOCIETY AND THE INTERNET ENGINEERING TASK FORCE DISCLAIMS ALL WARRANTIES, EXPRESS OR IMPLIED, INCLUDING BUT NOT LIMITED TO ANY WARRANTY THAT THE USE OF THE INFORMATION HEREIN WILL NOT INFRINGE ANY RIGHTS OR ANY IMPLIED WARRANTIES OF MERCHANTABILITY OR FITNESS FOR A PARTICULAR PURPOSE.